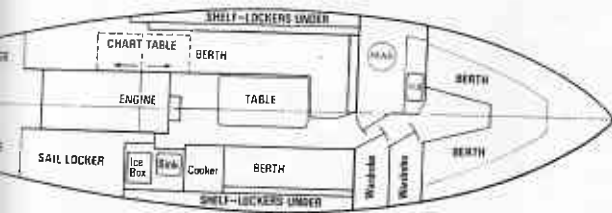
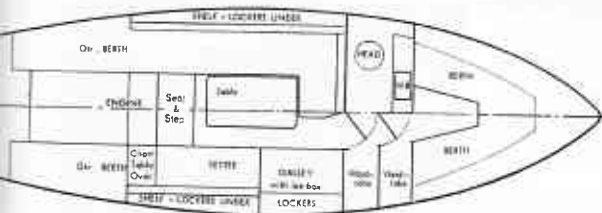




rigged as a ketch

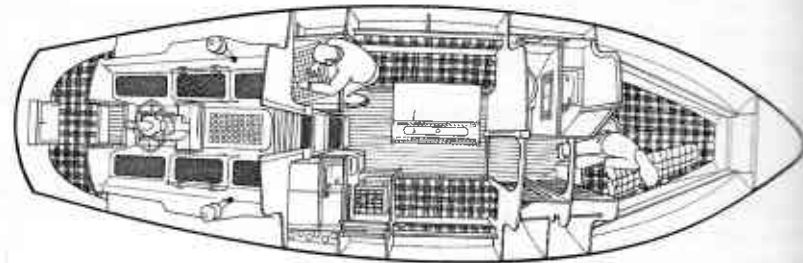


\* Early Longbow/Berwick Aft Galley layout



\*Early Longbow/Berwick standard layout

# B... PD



\* Penland/Renown layout

	Longbow	Renown	Berwick	Pentland
Designer	Laurent Giles	Laurent Giles	Laurent Giles	Laurent Giles
Keel	Fin	Fin	Twin	Twin
Cockpit	Aft	Centre	Aft	Centre
LOA	Sloop 31' 0" Ketch 32' 6" inc bowsprit			
LWL	25' 0"	25' 0"	25' 0"	25' 0"
Beam	9' 6"	9' 6"	9' 6"	9' 6"
Draft	4' 6"	4' 6"	3' 7"	3' 7"
Displacement	9,400 lb	10,080 lb	9,864 lb	10,163 lb
Ballast	4,200 lb	4,200 lb	4,436 lb	4,436 lbs
Berths	6	6	6	6
Main	Sloop 206 sq ft; Ketch 150 sq ft + mizzen 54 sq ft			
No. 1 Genoa	Sloop 333 sq ft; Ketch 330 sq ft			
No. 1 Jib	236 sq ft	236 sq ft	236 sq ft	236 sq ft
Sail ID	L	R	B	PD
Year	1971 - 1980	1972 - 1980	1973 - 1980	1973 - 1980
No. built	265	273	309	241