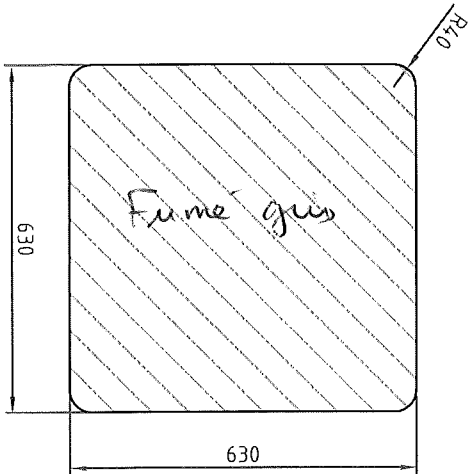




Dxf "rep 1" surface de 0.39 m²
 Mat : PMMA coulé
 ep : 12 mm
 Nbr : 01




Dxf "rep 2" surface de 0.11 m²
 Mat : PMMA coulé
 ep : 12 mm
 Nbr : 01




Dxf "rep 5" surface de 0.24 m²
 Mat : PMMA coulé
 ep : 6 mm
 Nbr : 02
 Tribord représenté / Babord en symétrie



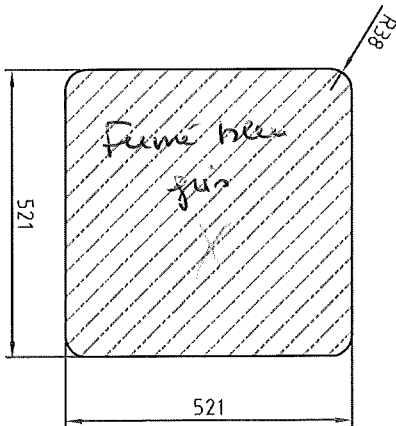
Dxf "rep 3" surface de 0.25 m²
 Mat : PMMA coulé
 ep : 12 mm
 Nbr : 01




Dxf "rep 4" surface de 0.20 m²
 Mat : PMMA coulé
 ep : 12 mm
 Nbr : 01



Dxf "rep 6" surface de 0.27 m²
 Mat : PMMA coulé
 ep : 10 mm
 Nbr : 01



Dxf "rep 7" surface de 0.062 m²
 Mat : PMMA coulé
 ep : 6 mm
 Nbr : 01



une côté extérieur
 → deux frein de ce côté