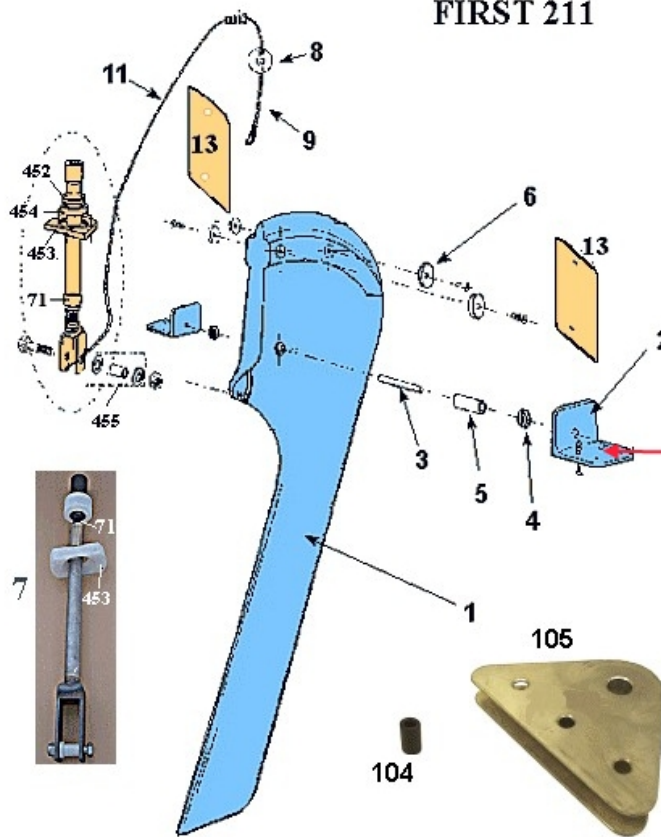
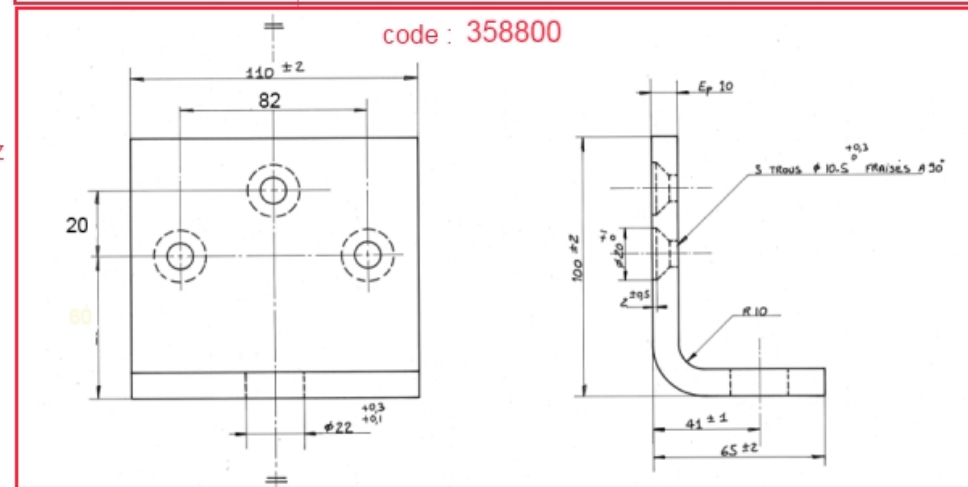
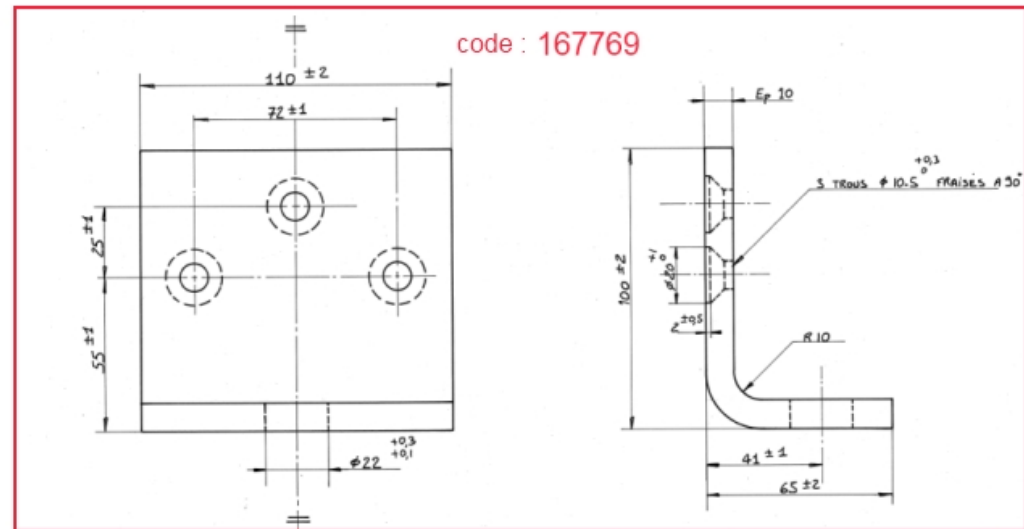


FIRST 211



Attention aux dimensions de la pièce dont vous avez besoin.
 Look at the dimensions of the part you need →

VERSION LEST RELEVABLE



LEST

option	Pos	Article	Désignation	Qté par bateau	VERSION / OPTION	SS_FAM	Cq Début	Cq Fin
	1	046985	DERIVE 11210 FONTE TRAITÉE NM	1,000				
	2	358800	EQUERRE DER.11220 100X 65X110	2,000				
	3	055010	AXE IN D22 L 88 11235	1,000				
	4	060500	BAGUE NYL.50 11180	2,000				
	5	427600	FOURR.NYL.D22	1,000				
	6	643300	PATIN DERIVE D58 EP10.5	4,000				
	7	057528	MECA DERIVE L280 NM	1,000				
	7	078655	PORTEE SPHERIQ.ERTAL.MALE31X55	1,000				
	8	132400	BOULE DE SANDOW	1,000				
	9	332403	ELAST.D5.2 +2CROCHETS L400	1,000				
	11	026221	BOUT TRESSE D 2.5	1,000				
	12	026397	BOUTON DE TAUD(RIDEAU)NYL.BLC	2,000				
	13	W03073	CACHE FIXATION DERIVE F211	2,000				
	71	064908	NOIX BR.GM/SYS.DER.VISD18P4 DF	1,000				
	71	043628	NOIX BRONZE B.AT.	1,000				
	71	043628	NOIX BRONZE B.AT.	1,000				679
	101	006393	BEQUILLE 11235 D 1P.+MARCHES	1,000				
	102	006394	BEQUILLE 11235 D 1P.SS MARCH	1,000				
	103	162000	CADENE BEQUILLE D14	2,000				
	104	035977	FOURR NYL D 7 X12 L 20 11285	1,000				
	105	371820	ETRIER RELEV_DER_D14_5 11220	1,000				
	452	027405	BUTEE A BILLES AC.D30	1,000				
	453	063893	PORTEE SPHERIQ F ERTAC D 37	1,000			680	
	453	015847	PORTEE SPHERIQ.F.ERTAC.D100	1,000				679
	454	698100	PORTEE SPHERIQ MOB DER 11280	1,000				679
	455	427500	KIT ASSEMBLAGE DERIVE (HAUT)	1,000				